


-


-
-
75,627

-
-



Expenditures

Salaries	50,097,070	46,876,595	7%	43,885,552	4,215,995	-	1,995,523	-	-	-	-
Benefits	17,216,507	15,761,957	9%	13,436,246	1,098,689	-	535,802	2,145,770	-	-	-
Purchased Services	6,279,725	6,132,905	2%	4,516,946	921,710	-	841,069	-	-	-	-
Supplies	4,052,450	3,837,049	6%	3,127,863	501,336	-	423,250	-	-	-	-
Utilities	1,129,410	1,136,673	(1%)	-	1,129,410	-	-	-	-	-	-
Capital Outlay - O&M/Other	5,145,553	5,330,173	(3%)	511,889	3,236,583	-	1,397,080	-	-	-	-
Capital Outlay - Capital Projects	4,882,493	6,161,972	(21%)	-	-	-	-	-	-	-	-
	0%	-	-	-	-	-	-	-	-	-	-
8,851	4%	73,570,257	16,057,428	-	5,194,795	2,145,770	-	-	-	-	-



Surplus/(Deficiency)

Excess Revenue Over (Under)	45,542,026	(67,692,219)	(167%)	41,408,766	2,045,001	-	867,685	1,144,947	-	75,627	-
Expenditures											

Other Financing Sources (Uses)


Transfer Out	-	-	0%	-	-	-	-	-	-	-	-
Transfer In	-	-	0%	-	-	-	-	-	-	-	-

Fund Balance

Fund Balance,											
---------------	--	--	--	--	--	--	--	--	--	--	--



CONSENT AGENDA ITEM



Current Assets

All Funds
10/31/2024

All Funds
10/31/2023

% Incr/(Decr)




Educational

Operations/
Maintenance

Debt Service

Transportation

Municipal



112.88

			<u>Debit</u>	<u>10/31/2024</u>
€	2,739,824.42	1,312,419.24	915,931.50	3,136,312.16
Accounts Payable	<u>336.62</u>	<u>143,540.78</u>	<u>271,904.24</u>	<u>(128,026.84)</u>
Total Net Available Funds	2,740,161.04	1,455,960.02	1,187,835.74	3,008,285.32
District	309,595.34	133,229.23	21,756.20	421,068.37
Palatine	629,138.61	289,947.86	302,690.35	616,396.12
Fremd	571,024.60	327,378.07	391,801.70	506,600.97
Conant	384,724.98	354,456.18	227,878.81	511,302.35
Schaumburg	416,438.65	289,193.18	257,248.93	448,382.90
Hoffman Estates	413,791.72	256,556.54	141,122.41	411,302.35